

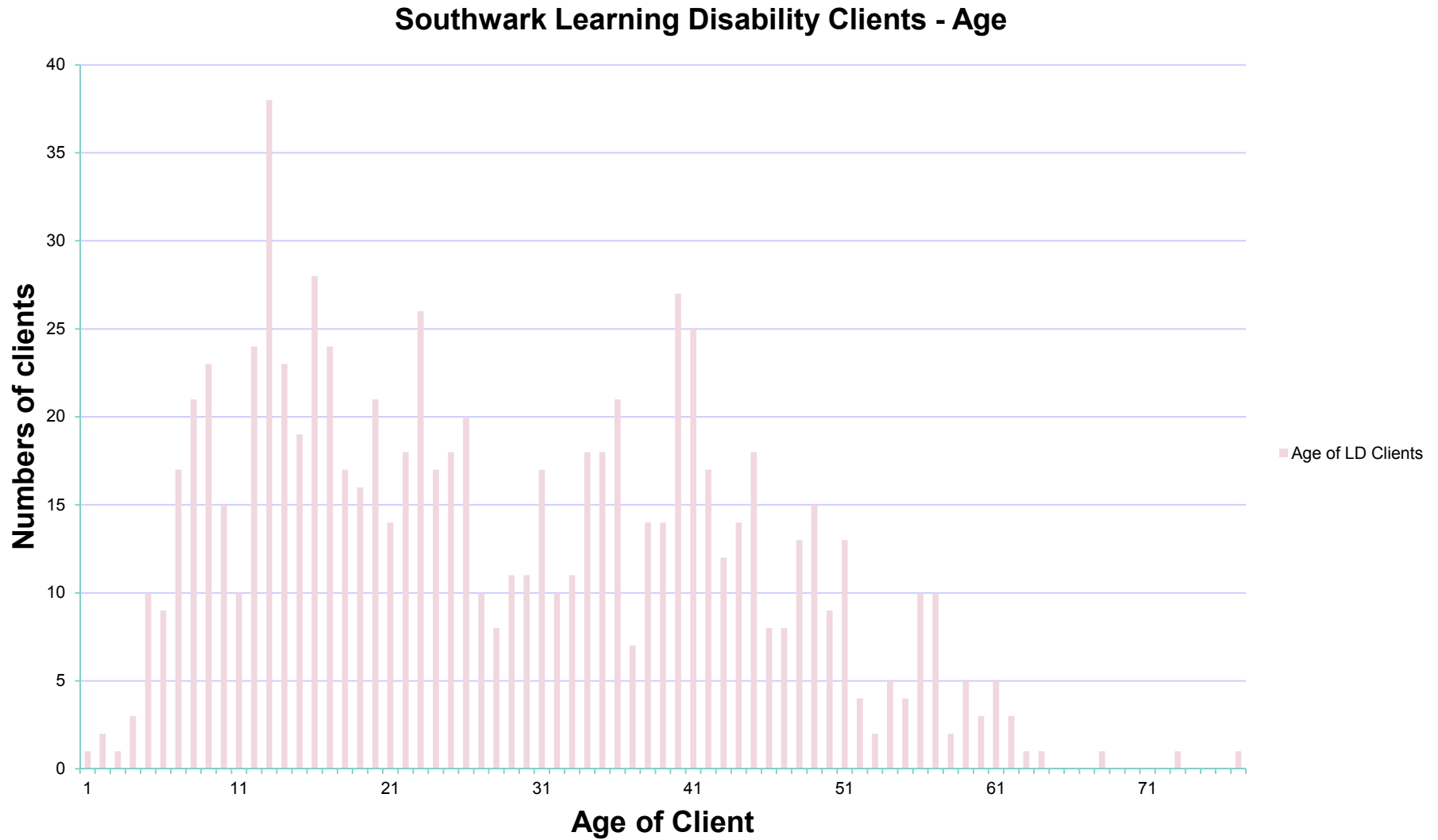
Learning Disabilities in Southwark: early findings from total system analysis, key issues and proposals – towards a new model

James Postgate, Commissioning Manager, Southwark Council

 @lb_southwark  facebook.com/southwarkcouncil

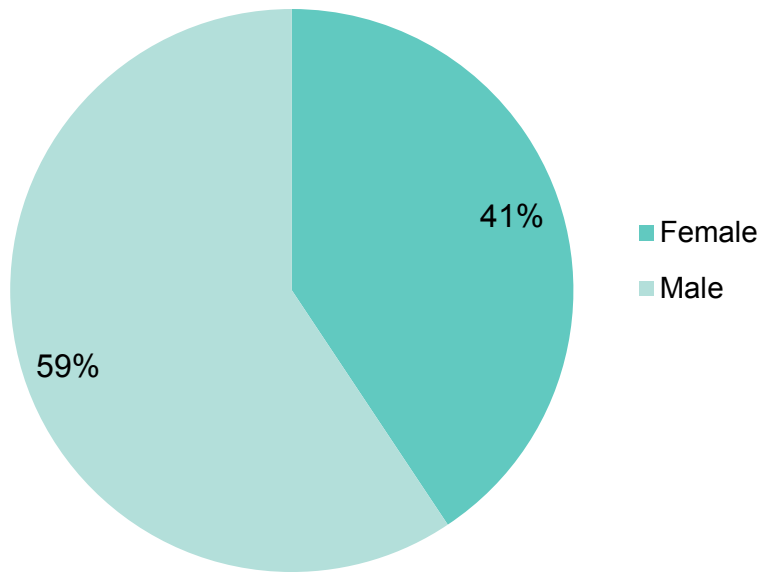
 Southwark
Council
southwark.gov.uk

Southwark Learning Disability Clients - Age

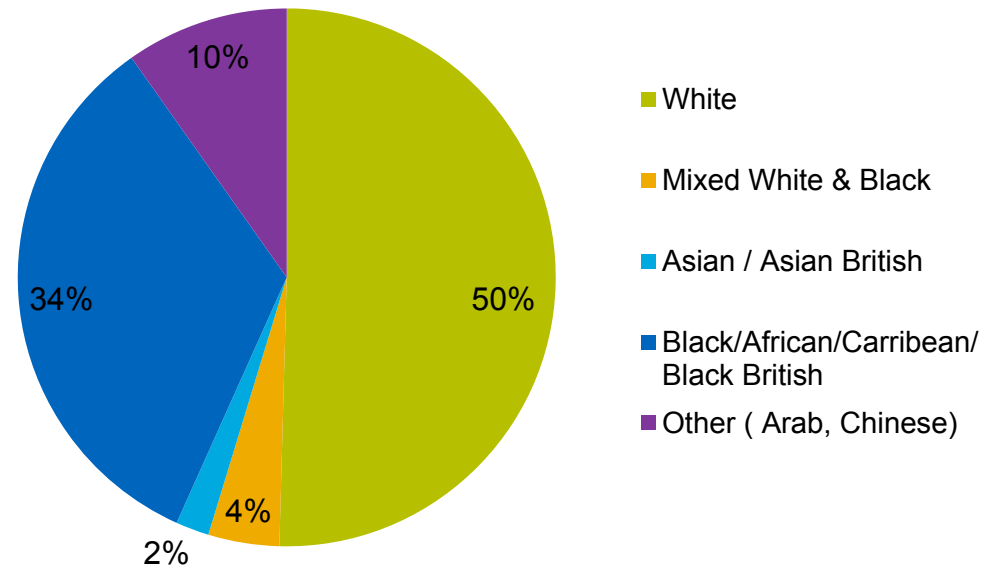


Southwark Learning Disability Clients – Gender and Ethnicity

Gender



Ethnicity

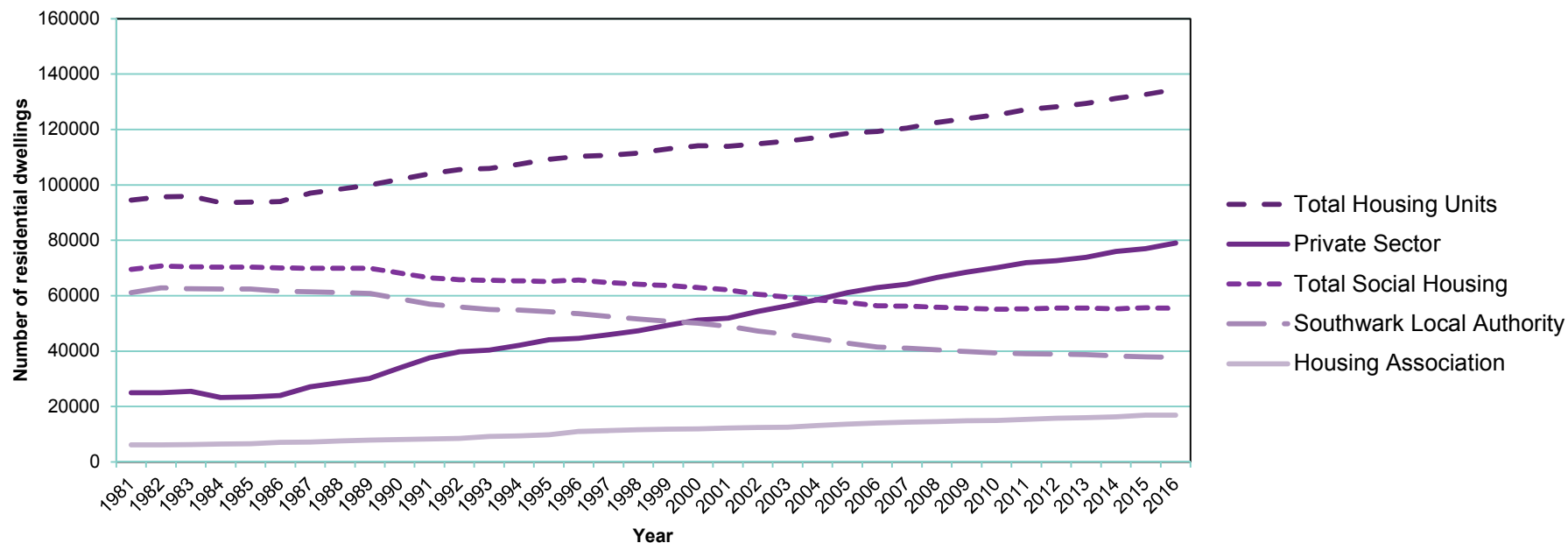


Total Learning Disability Services - clients and spend - support

Learning Disability Services – clients and spend			
Support and Housing Services		No. Clients	
Living with Family/Carer		241	
Independent Living		50	
	(with Floating Support)	60	
In Borough	Residential	37	£2,309,944.00
	Supported Living	178	£10,492,027.52
Out of Borough	Residential	117	£10,794,560.00
	Supported Living	18	£1,026,532.00
Sub-Total		701	£13,839,298.08
Other Key Learning Disability Services			
Day Centres (incl. transport costs)		246	£2,545,342.00
Outreach and Activities			£716,012.00
Sub-Total			£3,261,354.00
Total			£17,100,652.08

Total Learning Disability Services - impact of the housing crisis

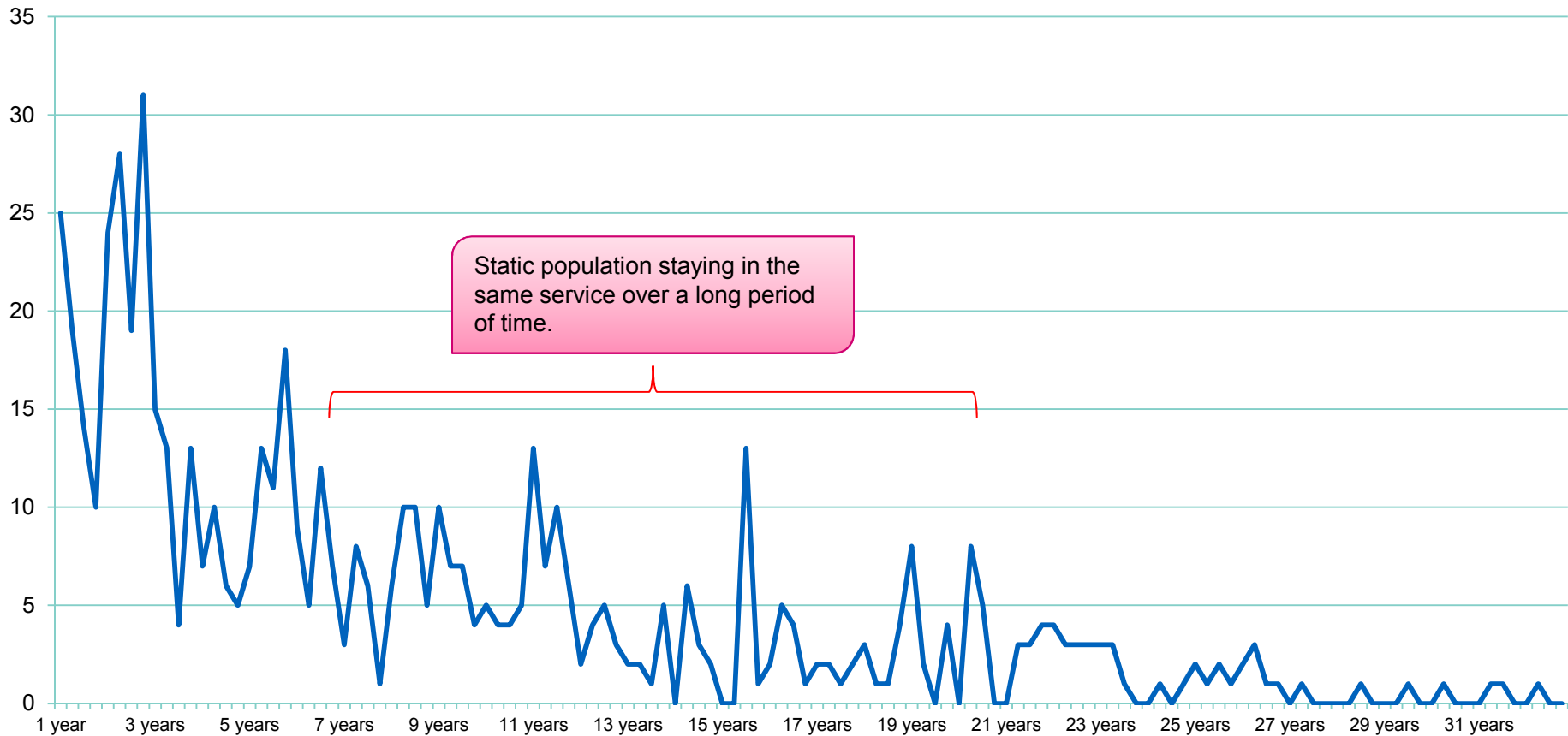
Changes to the provision of housing in Southwark -
changes to housing levels and tenure (or type)



Size of Dwelling	LHA Rate	Social Rent	Market Rent	
	Southwark Local Housing Allowance (LHA) Rate (per week)	Average Southwark Council Housing Rent + Service Charge (per week)	Lower Quartile Southwark Private Rent + Service Charge (per week)	Average Southwark Private Rent + Service Charge (per week)
Studio or Bedsit	£95.18	£81.00	£225.00	£287.50
1 Bedroom	£204.08	£92.20	£325.00	£384.50
2 Bedroom	£265.29	£101.77	£412.50	£487.50
3 Bedroom	£330.72	£111.23	£499.75	£612.25

Length of Stay

Southwark Learning Disabilities - Housing and Support Services – Length of Stay in Services



Longest stay in services = 42 years, 3 months

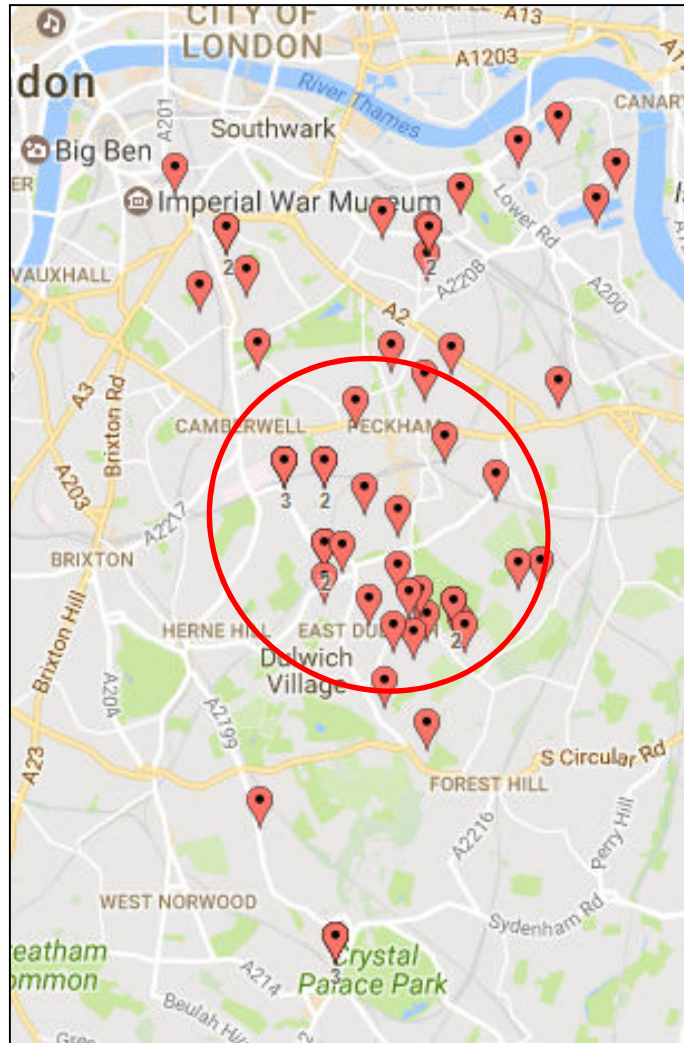
In-borough support and housing services #1

Residential/ Supported Living	Providers	Number of buildings	Number of clients	Average support cost (per person, per week) *	Support cost (all services, annual) *
Residential	3 providers Brandon Trust Choice Support Leonard Cheshire	8	37	£1,200.60	£2,309,994.00
Supported Living	12 providers Aurora Support Brandon Trust Choice Support Cyrenians Family Mosaic Frontier Support Keyring L'Arche Optima Care Plus Services Right Support Saffronland	50	178	£1,200.01	£10,492,027.52
Floating Support	1 provider Family Mosaic	N/A	60	TBC	TBC
<u>TOTAL</u>		58	275		£12,801,971.52

NOTE: For residential services both the support and housing cost is shown together. This is because Housing Benefit (HB)/Universal Credit (UC) is not eligible for residential care, as compared to Supported Living/Supported Housing where this funds the housing cost.

* Figures are from previous year data set 15-16 and costs exclude 10 Optima Care clients where financial data was not finalised.

In-borough support and housing services #2



LOCATION

The majority of learning disability in-borough support and housing services (including residential care) are located in the East Dulwich/Peckham Rye area.

Block Contract Landlords	Buildings
Affinity	1
Aurora	7
Choice Support	2
Cyrenians	1
Family Mosaic	2
Future Foundations	4
Genesis	2
Hexagon	2
Hyde Housing	16
L&Q	1
Southwark Council/Golden Lanes Housing	8
Other	3
TOTAL	47

Out of borough support and housing services

Residential / Supported Living	Providers	Number of buildings	Number of clients	Average support cost (per person, per week) *	Support cost (all services, annual) *
Supported Living	6 providers - Care Management Choice Support Goldsmith Personnel HF Trust Lifeways Community Regard Partnership	16	18	£1,096.72	£1,026,532.00
Residential Care	60 providers ASD Unique, Broadham Care, Cambrian Pines, Care Management, Careline Lifestyles, Caretech, Carlton Care, Challenge Care, Choice Care, Clacton Family, Clearwater, Community Integrated, Consensus Support Services, Craegmoor, Diagrama, Disabilities Trust, Embrace Group, Ferry Care, Fountain Care, GlenPat Homes, Grove Care, Grove Villa, Helene Care, Health Personell, HF Trust, Independence, Insight Specialist, La Rosa, Leonard Cheshire, Levitt Mill and Barn, Levitt Loddon, National Autistic Society, Nexus, Ocean Community, Outlook Care, Parkgate, PJI Healthcare, Plean Dene Care, Plus Services, Priory Healthcare, RNIB Community, Ryde House, Saffronland, Sahara Care, Seeability, Sense, Stepping Stones, Streatfield, Swallow Group, The Cambrian Group, The Drive Care, Francis Taylor Foundation, Meath Epilepsy, Mortimer Society, Regard Partnership, Well House, Values in Care, Voyage Care, Wheelhouse, Wycarleys	81	117	£1,774.17	£10,794,056.00
					£11,820,588.00

NOTE: For residential services both the support and housing cost is shown together. This is because Housing Benefit (HB)/Universal Credit (UC) is not eligible for residential care, as compared to Supported Living/Supported Housing where this funds the housing cost.

* Figures are from previous year data set 15-16 and costs exclude 10 Optima Care clients where financial data was not finalised.

Out of borough support and housing services



NUMBER OF PROVIDERS

There are a large number of out of borough providers in use:

Residential – 60
Supported Living – 6

The majority of providers are based in London, Kent and the South East of England. However there are a number of providers based in other areas, with a significant number of services in use in (a) Hampshire and (b) Wales, but also some services in (c) Leeds-Manchester and Newcastle.

There are 50 providers who support only 1-2 Southwark clients.

COST OF SERVICES

There is a vast range in costs of out of borough services ranging from:

Lowest: **£424** per client, per week.
Highest: **£4,416** per client, per week.

The broad range of different costs per person per service provision is partly driven by the differing levels of support needs of different clients.

Key Issues

Learning Disabilities in Southwark – key issues #1:

- the current model is one where clients and families have the option of a large range of different services and providers – both in and out of borough. There are issues with ensuring excellent outcomes across such a diverse market however, and to help ensure that there is an ongoing focus on developing skills and resilience, as well as independence.
- the current model supports a large population across a wide range of services. The engagement that we have been doing with clients (with more planned) suggests that more individuals, with help, would be able to make the shift to more independent settings – including for some where it is safe to do so, into a home of their own. Other clients will need longer term support, both in bespoke services and residential.
- all learning disabilities clients have the option of a “personal budget” to spend on their care/support. It is unclear whether this approach is translating into genuine choice for what services are on offer and what the clients buy for these. The majority of clients do not *hold* their own care budgets (and many do not wish to, or are able to) but these are instead managed on their behalf by the Council. How do we instil choice and agency on behalf of clients in developing these key services?
- there has been a focus on developing in-borough provision – with clients then unable to move to independent living due to the cost of renting a house in Southwark. For many clients, Southwark is seen as not the right place for them to live, to manage their needs and to remain safe. Many clients have now lived outside of Southwark for many years – some for 10 years+.

Key Issues

Learning Disabilities in Southwark – key issues #2:

- some services are providing excellent outcomes for clients, but meeting these outcomes could be made easier by locating services in better tailored accommodation for the client group's needs
- large number of clients who are living with their families/carers – with many living with elderly parents who are increasingly unable to cope. The risk is that many of these clients will require residential/supported living – as unable to stay living independently without this support.

A new approach to Southwark LD support and housing



For those able to... stepping down...

- a focus on helping people in high-cost nursing/residential [who are able to] to step-down.
- resolving long-term issues/recognising people who may wish to stay where they are as this best meets their needs

Preventative Services

- an approach which enables people with LD to stay living as independently as possible without needing to enter residential/housing services



Enabling Independence

- development of both in-borough and out-of-borough supported living schemes, fostering resilience and independence [for those able to]
- development of high-support services to meet these needs and support “step down”
- new “bigger” role for providers in helping people with LD to [safely] find a place where they can live independently – with ongoing support where needed.

Service-users voice at the heart of service delivery

- a new approach with service-users voices at the heart of designing services/delivery



Safe at Home

- ensuring those who are able to, to live safely in their own homes/communities
- floating support services for those who need help at home

Timeline

